

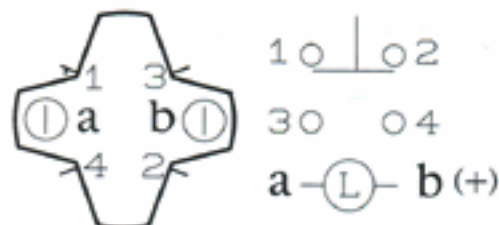
SOLDERING TYPE ILLUMINATED SWITCHES & PUSHBUTTON SWITCHES

Round

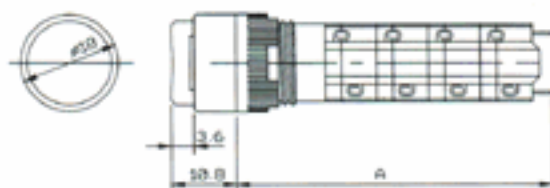
Accessories see page 13~14
 Technical data see page 2
 Ordering information see page 7



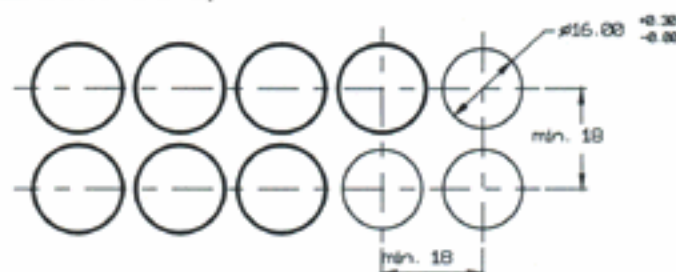
Bottom view



Mounting dimensions, mm



Dimensions, mm



Description	Type	Contact block diagram (button not depressed)	Mounting length (A)	Case colour
Illuminated or non-illuminated pushbutton, 1 pole momentary action	SPST		29 mm	black red
Illuminated or non-illuminated pushbutton, 2 pole momentary action	DPST		36.5 mm	black red
Illuminated or non-illuminated pushbutton, 3 pole momentary action	3PST		44 mm	black red
Illuminated or non-illuminated pushbutton, 4 pole momentary action	4PST		51.5 mm	black red
Illuminated or non-illuminated pushbutton, 1 pole alternate action	SPST		29 mm	black red
Illuminated or non-illuminated pushbutton, 2 pole alternate action	DPST		36.5 mm	black red
Illuminated or non-illuminated pushbutton, 3 pole alternate action	3PST		44 mm	black red
Illuminated or non-illuminated pushbutton, 4 pole alternate action	4PST		51.5 mm	black red

NOTES: As usual, silver contactors are commonly used. However, if it is used for small signal, we wish to recommend the use of gold plated contactors for which you are most welcome to contact with us for detailed specifications